

Please Sign-in



Network:

Password:



Seunen Paschengink Contacts



Quinn McCarn

mccarnquinn@troop941.org

Village Chief

Liz Brandon

SNEBrandon@aol.com

Village Advisor



Twin Valley Roundtable

May 9, 2024

Please Sign-in



Network:

Password:

Welcome to Roundtable

Tonight's slides are available online at:



Twin Valley District

Serving: Dublin, Livermore, Pleasanton, and Sunol



Volunteer Opportunities

Join Scouting

District Contacts

Webelos to Scouts BSA

Recent News



Drive-Through Tri-Tip Dinner Fundraiser

August 3, 2022

Everyone loves a good barbeque, but now you can enjoy good food for a good cause! This dinner is to help raise money for the Twin Valley District Scouting program. Proceeds go directly in support of the local Scouting program for our youth in the Tri-Valley Area...

Read More

<https://twinvalley.ggacbsa.org/>

Prepared. For Life.®

Rather Important Stuff

VITAL NEWS



Prepared. For Life.®

Our New District Executive



Elijah Gonzales

Beware of Scams

This email was sent to Mike Lennox from someone **pretending** to be Keith Lam asking for donation help.

Please be careful

Note sender's **actual email address** and make sure it is one you recognize.

Ask “**Does this request make any sense?**”

----- Forwarded message -----
From: **Keith Lam** <group@cncvncm.org>
Date: Fri, Apr 5, 2024 at 2:12 PM
Subject: Golden Gate Area Council - Twin Valley District
To: mike@lennox.cc <mike@lennox.cc>

Mike,
Are you available to assist?

This is a simple donation task, **Golden Gate Area Council - Twin Valley District** needs some gift cards for donation to Veterans at Hospice Palliative care units for preventive items and medication from Disease due to their vulnerability. I will be liable for the reimbursement.

Very truly yours,

Keith Lam,
District Chair.

The Scouter Share

There are so many wonderful moments in our scout life - let's share them!

Highlight your unit's great moments or great scouts to be shared across the Twin Valley District's newsletter, website and social media handles.



All you need:

- Name, Email, City, Unit
- A sentence or two about the moment/scout
- One photo approved to be used

A screenshot of a Google Form titled "The Scouter Share". The form includes a header image of a stream, a title, a submission instruction, a user profile section with a "Switch account" link, and several text input fields for "Name", "Unit", and "City". There is also a text area for "Share your story or background on the image" and a file upload section for "Attach approved image or video clip". At the bottom, there are "Submit" and "Clear form" buttons, and a footer with "Google Forms" and a disclaimer.

Friends of Scouting Gifts

GGAC Board Matching

For the districts, we have **\$126,684 matching funds** for NEW and INCREASED recurring donations. The Board will match each dollar a district adds to its recurring donations up to the above amount.

Family FoS Award

Day at Roaring Camp Mining - Each unit that does a FOS presentation in Feb 2024 (tracked by the DE) will get one Roaring Camp Mining certificate to raffle off for any donation.

FOS Thank You Luncheon - Any person or company donating more than \$1000 per year will get two tickets to a free FOS luncheon in the Fall-Winter. Donations of \$2000 or more will get four tickets

Unit FoS Award

Free camping weekend/ice cream social/pizza party/kites - One unit in each district with the highest annual donation per scout can choose a weekend at one of the GGAC Scouts Camps for their unit, a free ice cream social, free pizza party or free kites for their unit, they get to choose. A minimum of \$20/scout annually on the roster is required to qualify.

Free advancement patches - Every unit that can meet their Family FOS goal (to be determined with your DE) will get free advancement patches for the rest of 2024.

Roses, Buds, and Thorns

Help us make the Twin Valley Roundtable even better!

(we're already the best right?)



Please complete the simple form and tell us get what you need and want from Roundtable

GOLDEN GATE AREA COUNCIL EAGLE'S NEST

BY: GGAC NATIONAL EAGLE SCOUT ASSOCIATION



This group is open to anyone who earned the prestigious Eagle Scout rank and lives, works, or is registered within the boundaries of the GGAC or one of its legacy councils. Best of all, membership is completely free.



GGAC Summer Camp Staff

Hiring positions in

climbing, nature, shooting sports, waterfront, administration,
scout skills, first year scouting, COPE, dining hall, facilities, and more!

What we offer:

- Tent space, meals, wifi, and laundry are all provided
- Leadership and professional development
- Access to free merit badge courses at camp, including Eagle badges
- Salary range of \$365-\$460 per week
- Resume worthy skills for college and future job applications
- Staffers who successfully complete the summer will receive a reference letter



Improvement Stuff

TRAINING

Scoutmaster/ASM Training

Scoutmaster and Assistant Scoutmaster Position-specific training will be offered at Camporee - May 17-19



Contact: training@twinvalleyscouting.com

Prepared. For Life.®

Training



- 450 online classes @ <https://training.scouting.org/catalog>
- Training questions contact: training@twinvalleyscouting.com



two training opportunities this year to take either

Leave No Trace Level 1 Instructor or
NEW!! Leave No Trace Skills Course

May 18-19, 2024

Camp Herms, El Cerrito

October 12-13, 2024

Rancho Los Mochos, Livermore



Really Fun Stuff

ACTIVITIES AND EVENTS

Honoring Their Sacrifices on Memorial Day

Saturday, May 25

Pioneer Cemetery

5780 Sunol Boulevard, Pleasanton

8:00 - 11:00

Place flags and medallions on
veteran grave sites.

(Be sure to bring a hammer and screwdriver or spike to
make holes in the hard surface)

Monday, May 27

Pleasanton Senior Center

5353 Sunol Boulevard, Pleasanton

9:00 Setup

Hand out brochures, place flags on
walkways, set up chairs and canopies

11:00 - 12:00

Participate in the Memorial Day program. Please
be sure to bring your troop flag to march in with
Veterans as the colors are presented.

All gave some. Some gave all.

SCOUT FISHING

DAVE FONTAINE
TV ROUNDTABLE
MAY 2024



BSA Fishing Programs

**BSA has had a fishing program for 10-15 yrs
- key element to recruiting and retention**

- ▶ Cub Scout (5 to 10 yrs. old)
- ▶ Scouts BSA (11 to 17 yrs. old)
- ▶ Venturing & Sea Scouts
(13 through 20 yrs. old)
- ▶ Outdoor Adventure
- ▶ Age & Skill Level appropriate
- ▶ Angler Education
- ▶ Angling Experience / Skills Development



TAKEMEFISHING.org



SCOUT FISHING RESOURCES

- ▶ [National Program](#)
- ▶ <https://www.scouting.org/outdoor-programs/fishing/>






















































- ▶ **NEW GGAC FISHING COMMITTEE – Aug 2023**
 - ▶ Promote, support & grow fishing across the Council
 - ▶ Certified Angling Instructors – Angling Educators
 - ▶ GGAC E-NEWS – watch for news and articles
 - ▶ EMAIL List – GGAC.FISHING@GMAIL.COM
 - ▶ Interested? Join up !



New Cub Scout Fishing Elective Requirements

2024-2025 Cub Scout Badges of Rank Requirements

The Bobcat Adventure is designed to be the first required Adventure.
Each badge of rank is earned by completing six required and two elective Adventures.
The six required Adventures are focused on the aims and focus areas of the BSA.

 LION Kindergarten	 TIGER 1 st Grade	 WOLF 2 nd Grade	 BEAR 3 rd Grade	 WEBELOS 4 th Grade	 ARROW OF LIGHT 5 th Grade
 BOBCAT Character/Leadership	 BOBCAT Character/Leadership	 BOBCAT Character/Leadership	 BOBCAT Character/Leadership	 BOBCAT Character/Leadership	 BOBCAT Character/Leadership
 MOUNTAIN LION Outdoors	 TIGERS IN THE WILD Outdoors	 PAWS ON THE PATH Outdoors	 BEAR HABITAT Outdoors	 WEBELOS WALKABOUT Outdoors	 OUTDOOR ADVENTURER Outdoors
 FUN ON THE RUN Personal Fitness	 TIGER BITES Personal Fitness	 RUNNING WITH THE PACK Personal Fitness	 BEAR STRONG Personal Fitness	 STRONGER, FASTER, HIGHER Personal Fitness	 PERSONAL FITNESS Personal Fitness
 KING OF THE JUNGLE Citizenship	 TEAM TIGER Citizenship	 COUNCIL FIRE Citizenship	 PAWS FOR ACTION Citizenship	 MY COMMUNITY Citizenship	 CITIZENSHIP Citizenship
 LION ROAR Personal Safety	 TIGER ROAR Personal Safety	 SAFETY IN NUMBERS Personal Safety	 STANDING TALL Personal Safety	 MY SAFETY Safety/First Aid	 FIRST AID Safety/First Aid
 LION'S PRIDE Family/Reverence	 TIGER CIRCLES Family/Reverence	 FOOTSTEPS Family/Reverence	 FELLOWSHIP Family/Reverence	 MY FAMILY Family/Reverence	 DUTY TO GOD Family/Reverence
					
					
2 Elective Adventures	2 Elective Adventures	2 Elective Adventures	2 Elective Adventures	2 Elective Adventures	2 Elective Adventures



New Cub Scout Fishing Elective Requirements

Adventures Available for All Ranks

BOLD indicates new adventure
Italics indicate existing adventure



Kindergarten

1st Grade2nd Grade3rd Grade4th Grade5th Grade

Activity	Kindergarten	1 st Grade	2 nd Grade	3 rd Grade	4 th Grade	5 th Grade
Pinewood Derby	Race Time - Lion	Race Time - Tiger	Race Time - Wolf	Race Time - Bear	Race Time - Webelos	Race Time – Arrow of Light
Fishing	Go Fish	Fish On	A Wolf Goes Fishing	<i>A Bear Goes Fishing</i>	Catch the Big One	Fishing
Cycling	On a Roll	<i>Rolling Tigers</i>	Pedal with the Pack	Bears on Bikes	Pedal Away	Cycling
Swimming	Time to Swim	Tigers in the Water	<i>Spirit of the Water</i>	<i>Salmon Run</i>	<i>Aquanaut</i>	Swimming
Camping	Let's Camp - Lion	Let's Camp – Tiger	Let's Camp – Wolf	Let's Camp – Bear	Let's Camp – Webelos	Outdoor Adventurer*
Conservation	Champions for Nature – Lion	Champions for Nature – Tiger	Champions for Nature – Wolf	Champions for Nature – Bear	Champions for Nature - Webelos	Champions for Nature - AOL



New Cub Scout Fishing Elective Requirements

27



Fishing

Rank	Lion	Tiger	Wolf	Bear	Webeles	AOL
Adventure Name	Go Fish	Fish On	A Wolf Goes Fishing	A Bear Goes Fishing	Catch the Big One	Fishing
1	With your Lion adult partner, learn the rules of fishing safely.	With your den or Tiger adult partner, identify the body of water where you will go fishing.	Identify the type of water you will be fishing in and what type of fish live in the water.	Learn about three types of fish in your area.	Make a plan to go fishing. Determine where you will go and what type of fish you plan to catch. All of the following requirements are to be completed based on your choice.	Make a plan to go fishing. Determine where you will go and what type of fish you plan to catch. All of the following requirements are to be completed based on your choice.
2	Draw a picture of the type of fish you think lives in the water where you are going fishing.	With your Tiger adult partner, learn the rules of fishing safely.	Learn about the different types of bait used to attract fish.	Learn about your local fishing regulations with your den leader or an adult.	Use the BSA SAFE Checklist to plan what you need for your fishing experience.	Use the BSA SAFE Checklist to plan what you need for your fishing experience.
3	Go fishing with your Lion adult partner.	Draw a picture of the type of fish you think lives in the water where you are going fishing.	Demonstrate a proper cast for the pole or rod you are using.	List three of the regulations you learned about, and one reason each regulation exists.	Describe the environment where the fish might be found.	Describe the environment where the fish might be found.
4		Go fishing with your Tiger adult partner.	Learn the rules of fishing safely.	Become familiar with the safe use of the fishing equipment you will be using on your outing.	Make a list of the equipment and materials you will need to fish.	Make a list of the equipment and materials you will need to fish.
5			With your den, pack, or family, go fishing.	Learn the proper way to attach the hook, lure, or fly to the line.	Determine the best type of knot to tie your hook to your line and tie it.	Determine the best type of knot to tie your hook to your line and tie it.
6				Go on a fishing adventure, and for 30 minutes or more, put into practice the things you learned about fish and fishing equipment.	Choose the appropriate type of fishing rod and tackle you will be using. Have an adult review your gear.	On your own, choose the appropriate type of fishing rod and tackle you will be using. Have an adult review your gear.
7					Using what you have learned about fish and fishing equipment, spend at least one hour fishing following local guidelines and regulations.	Using what you have learned about fish and fishing equipment, spend at least one hour fishing following local guidelines and regulations.



Fishing – Scout Program

- ▶ Merit Badge Program
- ▶ Leadership Opportunities – youth led & taught activities
- ▶ Unit, District, and Council Events
- ▶ **Summer Camp Programs**
- ▶ BSA Complete Angler (Earn all 3 Fishing related Merit Badges)
- ▶ High Adventure Fishing Opportunities



BSA Outdoor Programs – Fishing

(see national link)

- ▶ Scout Planning Modules
- ▶ Troop meeting activities
- ▶ Learning and teaching opportunities
- ▶ Games
- ▶ Day outings or fishing weekends
- ▶ **Summer camp**
- ▶ High Adventure Activities



Fishing Merit Badge



The Fishing merit badge (originally called Angler) was one of the original 57 merit badges offered.

More than **2 million** Scouts have earned the Angling or Fishing Merit Badge.

26,050 merit badges awarded in 2015



Fly Fishing Merit Badge



BSA's newest angling badge, introduced in 2002, has earned considerable attention within Scouting National Outdoor Programs.

Fly-Fishing is a specialized form of fishing that combines skill and artistry.

3,981 completed merit badges in 2015



Fish and Wildlife Management Merit Badge

- ▶ Conservation Development with a Purpose
- ▶ Exploration of major problems threatening fish and wildlife
- ▶ Practical ways everyone can help
- ▶ Practices used by State / Federal Agencies
- ▶ Explore Careers in State / Federal Agencies
- ▶ Conservation Project - Design, Build, Monitor
- ▶ 13,164 completed merit badges in 2015



BSA Complete Angler Recognition:



- ▶ BSA recognition
- ▶ Developed by the BSA National Fishing Committee
- ▶ Scout eligible to receive the patch upon completion of 3 designated Merit Badges plus completing a give back project.



Contacts / Resources

- ▶ Tim Trickel - Diablo Sunrise – Brentwood/Oakley
 - ▶ TimTrickel@icloud.com
- ▶ Bryan McDonald – San Francisco – Golden Gate
 - ▶ Bryan.McDonald@gmail.com
- ▶ Dave Fontaine – Fishing Committee Chair - Twin Valley – Dublin
 - ▶ DJFontainecrew357@gmail.com
 - ▶ GGAC.Fishing@gmail.com



Celebration Staff

RECOGNITION

Trevor Bormann



NESA Distinguished Service Award

Register to Attend!

Twin Valley Volunteer Dinner



May 11, 2024

Veterans Memorial Hall

301 Main St. Pleasanton

<https://twinvalley.ggacbsa.org/64th-annual-twin-valley-district-dinner/>

T-Shirt Club

Be in the room where
it happens

change into a t-shirt
and see you there!



Scouts BSA Breakout



Welcoming and Engaging Families

When did you start getting involved in Scouting?

It's very likely that you began participating in Scouting with your kids. Mom, dad, grandparents, family members or guardians who come along with their Scouts are often willing to help when asked. There is always room for more adult volunteers and we can always do more to connect with families. Having an intentional plan as a pack, troop, crew, or ship can increase your adult involvement and help deliver a quality program that keeps Scouts and families engaged!

What are some ways we can welcome and connect with new families?

Step one– Connect, Connect, Connect!

From the first join night or crossover, make sure most of your present leadership introduces themselves to the new parents. People are drawn to relationships, and the sooner you can make a connection the better. It only takes one or two people, finding common ground, to really help a new family feel like they are home. Coach your leaders to ask lots of questions. People are always proud and happy to talk about their kids, their jobs, even their favorite things to do. Let them know you care!

Step two– Engage, Engage, Engage!

Almost everyone will agree to help in some small way! Maybe it's bringing snacks to a den meeting, helping hold a sign during an orienteering outing, or helping Scouts tie knots! Every opportunity helps people feel a part of the group, and they feel needed! Little things grow into big things.

Step three– Celebrate, Celebrate, Celebrate!

Recognize how much work was done by parents who volunteered for the den, pack or troop at a pack meeting or court of honor. Large and small contributions by families who help mean that programs and meetings could not have happened without them! Be genuinely appreciative because more volunteers and leaders are always needed!

Most importantly, watch out for the efficiency trap! Sometimes our “machine” is running so well that outsiders can't see a place to serve. There should always be a spot for someone new! It will help another family become just as engaged as you are!

Last but not least– another great way to really make new adults feel special is to invite them to that really cool, super-amazing meeting that all the “important people” go to for training, networking, collaboration and fun! You guessed it– ROUNDTABLE!

Remember– Every time a new family comes into your meeting place, CONNECT, ENGAGE, AND CELEBRATE! **Prepared. For Life.®**

Start of the Year

End of the Year


Cub Scout Breakout



Trail Trekker Recommendation



Rene's Pick



<https://ggacbsa.org/hiking-programs/>

Wildcat Peak Trail Trekker



Rene's Review

Great Views - of Mount Tam

Biomes - eucalyptus to oak woodlands

Cubs Will Love - a visit to Little Farm



Hike Details

Location: 600 Canon Dr, Berkeley, CA

Starting point: Parking Lot

Distance: 2.5

Time: Allow about 2 hours

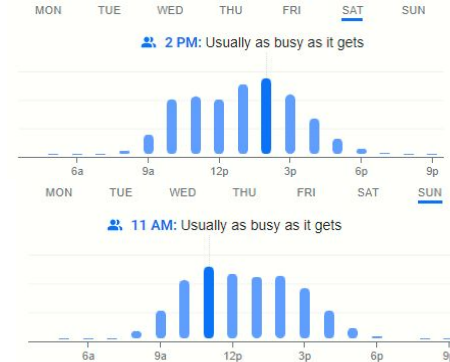
Grade: Moderate, steep close to the peak

Suggested age: Bears and Webelos

Suggested Season: Just not after recent rain

Fees: No fee, but parking is tough

They're not kidding! It gets absurdly muddy!



Scouts BSA

Prepared. For Life.®

Cub Camping Registration is Open!

Tiger Cub Safari

April 20 & 21 @ Wente Scout Reservation

April 27 & 28 @ Wente Scout Reservation

Mom & Cub Camp

May 3 - 5 @ Camp Royaneh

May 17 - 19 @ Camp Royaneh

Wolf & Bear Adventure Camp

July 12 - 14 @ Rancho los Mochos

July 19 - 21 @ Rancho los Mochos



Cub Camping Connection

October 12 - 13

October 19 - 20

Webelos Adventure Camp

July 30 - August 3 @ Camp Royaneh

Webeloree

October 5 - 6

October 26 - 27

Program Changes on **June 1**

- All of the Adventures will be getting a **new look and requirements**
- Each grade will be its own rank, **especially 4th and 5th grade**
- New **handbooks are available now** at the Council Trading Posts (Pleasanton, Alameda and Fairfield) and the Pleasant Hill Scout Shop.
New Pins/loops will be available June 1.
- Scoutbook and updated resources will be **available in July**



Council Training Sessions

Our Council is hosting zoom trainings on



May 18 @ 9am



May 20 @ 7pm

Program Year Kickoff

Join us for an exhilarating start to the 2024-2025 Cub Scouts Program Year! We're set to equip your Pack and Dens with all of the new program details and resources needed for a year of fun and success!


Tuesday, June 4 @ 7pm via Zoom

Cubmasters, Den Leaders and Cub Scout Committee Members, your presence is crucial! It's essential for at least one of each Pack's Key 3 and one Den Leader to attend, as we will be unveiling vital information for the year ahead. Don't miss out!



Informational Flyer for Leaders

Download this
and share the
info!!!



The flyer features a top banner with three photos: a boy in a blue shirt and hat, a group of boys in a canoe, and a group of boys and girls. Below the banner is the title 'Cub Scout Program Year Kickoff!' and the subtitle 'IDEAL YEAR OF SCOUTING 2024-2025'. The main text describes the event and provides a QR code to scan. A list of topics to be discussed is provided, along with a note about the importance of leader attendance. The bottom of the flyer shows a row of Cub Scout patches (Lion, Tiger, Wolf, Bear, Weibely Arrow of Light), a tent, and popcorn, followed by a photo of three boys in blue shirts.

Cub Scout Program Year Kickoff!

IDEAL YEAR OF SCOUTING 2024-2025


Join us for an exhilarating start to the 2024-2025 Cub Scouts Program Year! We're set to equip your Pack and Dens with all of the new program details and resources needed for a year of fun and success!

Tuesday, June 4 at 7:00 PM

VIA ZOOM - REGISTER HERE: [HTTP://BIT.LY/GGACCUBKICKOFF](http://bit.ly/ggaccubkickoff)

- 2024 Cub Scout Program Update
- Camping Opportunities
- Recruiting Resources
- Member and Unit Renewal Update
- Cub Scout Roundtable
- **New** - Adventure Pass
- Funding Program with Popcorn

Calling all Cub Scout Leaders - Cubmasters, Den Leaders, and Cub Scout Committee Members, your presence is crucial. It's essential for at least one of each Pack's Key 3 (Cubmaster, Committee Chair or Chartered Organization Representative) and one Den Leader to attend, as we'll be unveiling vital information for the year ahead. Don't miss out!



Scan Me!



Summertime Fun Adventure

				
1 st Grade	2 nd Grade	3 rd Grade	4 th Grade	5 th Grade
Summertime Fun	Summertime Fun	Summertime Fun	Summertime Fun	Summertime Fun
				

Requirement: Anytime during May through August participate in a total of three Cub Scout activities.

Earning Adventure is not dependent on others' participation

CUB SCOUT FISHING

DAVE FONTAINE
TV ROUNDTABLE
MAY 2024



BSA Fishing Programs

**BSA has had a fishing program for 10-15 yrs
- key element to recruiting and retention**

- ▶ Cub Scout (5 to 10 yrs. old)
- ▶ Scouts BSA (11 to 17 yrs. old)
- ▶ Venturing & Sea Scouts
(13 through 20 yrs. old)
- ▶ Outdoor Adventure
- ▶ Age & Skill Level appropriate
- ▶ Angler Education
- ▶ Angling Experience / Skills Development



TAKEMEFISHING.org



SCOUT FISHING RESOURCES

- ▶ [National Program](#)
- ▶ <https://www.scouting.org/outdoor-programs/fishing/>

- ▶ **NEW GGAC FISHING COMMITTEE – Aug 2023**
 - ▶ Promote, support & grow fishing across the Council
 - ▶ Certified Angling Instructors – Angling Educators
 - ▶ GGAC E-NEWS – watch for news and articles
 - ▶ EMAIL List – GGAC.FISHING@GMAIL.COM
 - ▶ Interested? Join up !



New Cub Scout Fishing Elective Requirements



















































2024-2025

Cub Scout Badges of Rank Requirements

The Bobcat Adventure is designed to be the first required Adventure.

Each badge of rank is earned by completing six required and two elective Adventures.

The six required Adventures are focused on the aims and focus areas of the BSA.

 LION Kindergarten	 TIGER 1 st Grade	 WOLF 2 nd Grade	 BEAR 3 rd Grade	 WEBELOS 4 th Grade	 ARROW OF LIGHT 5 th Grade
 BOBCAT Character/Leadership	 BOBCAT Character/Leadership	 BOBCAT Character/Leadership	 BOBCAT Character/Leadership	 BOBCAT Character/Leadership	 BOBCAT Character/Leadership
 MOUNTAIN LION Outdoors	 TIGERS IN THE WILD Outdoors	 PAWS ON THE PATH Outdoors	 BEAR HABITAT Outdoors	 WEBELOS WALKABOUT Outdoors	 OUTDOOR ADVENTURER Outdoors
 FUN ON THE RUN Personal Fitness	 TIGER BITES Personal Fitness	 RUNNING WITH THE PACK Personal Fitness	 BEAR STRONG Personal Fitness	 STRONGER, FASTER, HIGHER Personal Fitness	 PERSONAL FITNESS Personal Fitness
 KING OF THE JUNGLE Citizenship	 TEAM TIGER Citizenship	 COUNCIL FIRE Citizenship	 PAWS FOR ACTION Citizenship	 MY COMMUNITY Citizenship	 CITIZENSHIP Citizenship
 LION ROAR Personal Safety	 TIGER ROAR Personal Safety	 SAFETY IN NUMBERS Personal Safety	 STANDING TALL Personal Safety	 MY SAFETY Safety/First Aid	 FIRST AID Safety/First Aid
 LION'S PRIDE Family/Reverence	 TIGER CIRCLES Family/Reverence	 FOOTSTEPS Family/Reverence	 FELLOWSHIP Family/Reverence	 MY FAMILY Family/Reverence	 DUTY TO GOD Family/Reverence
  2 Elective Adventures	  2 Elective Adventures	  2 Elective Adventures	  2 Elective Adventures	  2 Elective Adventures	  2 Elective Adventures



New Cub Scout Fishing Elective Requirements

Adventures Available for All Ranks

BOLD indicates new adventure
Italics indicate existing adventure



Kindergarten

1st Grade2nd Grade3rd Grade4th Grade5th Grade

Activity	Kindergarten	1 st Grade	2 nd Grade	3 rd Grade	4 th Grade	5 th Grade
Pinewood Derby	Race Time - Lion	Race Time - Tiger	Race Time - Wolf	Race Time - Bear	Race Time - Webelos	Race Time – Arrow of Light
Fishing	Go Fish	Fish On	A Wolf Goes Fishing	<i>A Bear Goes Fishing</i>	Catch the Big One	Fishing
Cycling	On a Roll	<i>Rolling Tigers</i>	Pedal with the Pack	Bears on Bikes	Pedal Away	Cycling
Swimming	Time to Swim	Tigers in the Water	<i>Spirit of the Water</i>	<i>Salmon Run</i>	<i>Aquanaut</i>	Swimming
Camping	Let's Camp - Lion	Let's Camp – Tiger	Let's Camp – Wolf	Let's Camp – Bear	Let's Camp – Webelos	Outdoor Adventurer*
Conservation	Champions for Nature – Lion	Champions for Nature – Tiger	Champions for Nature – Wolf	Champions for Nature – Bear	Champions for Nature - Webelos	Champions for Nature - AOL



New Cub Scout Fishing Elective Requirements

58



Fishing

Rank	Lion	Tiger	Wolf	Bear	Webeles	AOL
Adventure Name	Go Fish	Fish On	A Wolf Goes Fishing	A Bear Goes Fishing	Catch the Big One	Fishing
1	With your Lion adult partner, learn the rules of fishing safely.	With your den or Tiger adult partner, identify the body of water where you will go fishing.	Identify the type of water you will be fishing in and what type of fish live in the water.	Learn about three types of fish in your area.	Make a plan to go fishing. Determine where you will go and what type of fish you plan to catch. All of the following requirements are to be completed based on your choice.	Make a plan to go fishing. Determine where you will go and what type of fish you plan to catch. All of the following requirements are to be completed based on your choice.
2	Draw a picture of the type of fish you think lives in the water where you are going fishing.	With your Tiger adult partner, learn the rules of fishing safely.	Learn about the different types of bait used to attract fish.	Learn about your local fishing regulations with your den leader or an adult.	Use the BSA SAFE Checklist to plan what you need for your fishing experience.	Use the BSA SAFE Checklist to plan what you need for your fishing experience.
3	Go fishing with your Lion adult partner.	Draw a picture of the type of fish you think lives in the water where you are going fishing.	Demonstrate a proper cast for the pole or rod you are using.	List three of the regulations you learned about, and one reason each regulation exists.	Describe the environment where the fish might be found.	Describe the environment where the fish might be found.
4		Go fishing with your Tiger adult partner.	Learn the rules of fishing safely.	Become familiar with the safe use of the fishing equipment you will be using on your outing.	Make a list of the equipment and materials you will need to fish.	Make a list of the equipment and materials you will need to fish.
5			With your den, pack, or family, go fishing.	Learn the proper way to attach the hook, lure, or fly to the line.	Determine the best type of knot to tie your hook to your line and tie it.	Determine the best type of knot to tie your hook to your line and tie it.
6				Go on a fishing adventure, and for 30 minutes or more, put into practice the things you learned about fish and fishing equipment.	Choose the appropriate type of fishing rod and tackle you will be using. Have an adult review your gear.	On your own, choose the appropriate type of fishing rod and tackle you will be using. Have an adult review your gear.
7					Using what you have learned about fish and fishing equipment, spend at least one hour fishing following local guidelines and regulations.	Using what you have learned about fish and fishing equipment, spend at least one hour fishing following local guidelines and regulations.



Contacts

- ▶ **Tim Trickel - Diablo Sunrise – Brentwood/Oakley**
 - ▶ TimTrickel@icloud.com
- ▶ **Bryan McDonald – San Francisco – Golden Gate**
 - ▶ Bryan.McDonald@gmail.com
- ▶ **Dave Fontaine – GGAC Fishing Committee Chair - Twin Valley - Dublin**
 - ▶ DJFontainecrew357@gmail.com
 - ▶ GGAC.Fishing@gmail.com



CUB SCOUT FISHING RESOURCES

- ▶ <https://www.scouting.org/outdoor-programs/fishing/>
- ▶ Facebook – Cub Scout Volunteers & Cub Scout Fishing
- ▶ **NEW GGAC FISHING COMMITTEE**
 - ▶ Eventual webpage on Council Site
 - ▶ News & Articles in GGAC E-NEWS
 - ▶ EMAIL – GGAC.FISHING@GMAIL.COM
 - ▶ Join us !



Cub Scout Program

(Ages 6 through 10)

- ▶ Den and Pack Level Activities
- ▶ District and Council programs
 - ▶ Cub Scout Recruiting
 - ▶ District Day Camps
 - ▶ With a Fishery
 - ▶ Without Fishery
- ▶ **NEW CUB SCOUT FISHING ELECTIVES AT ALL LEVELS / RANKS COMING IN JUNE 2024**



New Cub Scout Fishing Elective Requirements










































2024-2025

Cub Scout Badges of Rank Requirements

The Bobcat Adventure is designed to be the first required Adventure.

Each badge of rank is earned by completing six required and two elective Adventures.

The six required Adventures are focused on the aims and focus areas of the BSA.

 LION Kindergarten	 TIGER 1 st Grade	 WOLF 2 nd Grade	 BEAR 3 rd Grade	 WEBELOS 4 th Grade	 ARROW OF LIGHT 5 th Grade
 BOBCAT Character/Leadership	 BOBCAT Character/Leadership	 BOBCAT Character/Leadership	 BOBCAT Character/Leadership	 BOBCAT Character/Leadership	 BOBCAT Character/Leadership
 MOUNTAIN LION Outdoors	 TIGERS IN THE WILD Outdoors	 PAWS ON THE PATH Outdoors	 BEAR HABITAT Outdoors	 WEBELOS WALKABOUT Outdoors	 OUTDOOR ADVENTURER Outdoors
 FUN ON THE RUN Personal Fitness	 TIGER BITES Personal Fitness	 RUNNING WITH THE PACK Personal Fitness	 BEAR STRONG Personal Fitness	 STRONGER, FASTER, HIGHER Personal Fitness	 PERSONAL FITNESS Personal Fitness
 KING OF THE JUNGLE Citizenship	 TEAM TIGER Citizenship	 COUNCIL FIRE Citizenship	 PAWS FOR ACTION Citizenship	 MY COMMUNITY Citizenship	 CITIZENSHIP Citizenship
 LION ROAR Personal Safety	 TIGER ROAR Personal Safety	 SAFETY IN NUMBERS Personal Safety	 STANDING TALL Personal Safety	 MY SAFETY Safety/First Aid	 FIRST AID Safety/First Aid
 LION'S PRIDE Family/Reverence	 TIGER CIRCLES Family/Reverence	 FOOTSTEPS Family/Reverence	 FELLOWSHIP Family/Reverence	 MY FAMILY Family/Reverence	 DUTY TO GOD Family/Reverence
  2 Elective Adventures	  2 Elective Adventures	  2 Elective Adventures	  2 Elective Adventures	  2 Elective Adventures	  2 Elective Adventures



New Cub Scout Fishing Elective Requirements

Adventures Available for All Ranks

BOLD indicates new adventure
Italics indicate existing adventure



Kindergarten



1st Grade



2nd Grade



3rd Grade



4th Grade



5th Grade

Activity	Kindergarten	1 st Grade	2 nd Grade	3 rd Grade	4 th Grade	5 th Grade
Pinewood Derby	Race Time - Lion	Race Time - Tiger	Race Time - Wolf	Race Time - Bear	Race Time - Webelos	Race Time - Arrow of Light
Fishing	Go Fish	Fish On	A Wolf Goes Fishing	<i>A Bear Goes Fishing</i>	Catch the Big One	Fishing
Cycling	On a Roll	<i>Rolling Tigers</i>	Pedal with the Pack	Bears on Bikes	Pedal Away	Cycling
Swimming	Time to Swim	Tigers in the Water	<i>Spirit of the Water</i>	<i>Salmon Run</i>	<i>Aquanaut</i>	Swimming
Camping	Let's Camp - Lion	Let's Camp - Tiger	Let's Camp - Wolf	Let's Camp - Bear	Let's Camp - Webelos	Outdoor Adventurer*
Conservation	Champions for Nature - Lion	Champions for Nature - Tiger	Champions for Nature - Wolf	Champions for Nature - Bear	Champions for Nature - Webelos	Champions for Nature - AOL



New Cub Scout Fishing Elective Requirements



Fishing

Rank	Lion	Tiger	Wolf	Bear	Webeles	AOL
Adventure Name	Go Fish	Fish On	A Wolf Goes Fishing	A Bear Goes Fishing	Catch the Big One	Fishing
1	With your Lion adult partner, learn the rules of fishing safely.	With your den or Tiger adult partner, identify the body of water where you will go fishing.	Identify the type of water you will be fishing in and what type of fish live in the water.	Learn about three types of fish in your area.	Make a plan to go fishing. Determine where you will go and what type of fish you plan to catch. All of the following requirements are to be completed based on your choice.	Make a plan to go fishing. Determine where you will go and what type of fish you plan to catch. All of the following requirements are to be completed based on your choice.
2	Draw a picture of the type of fish you think lives in the water where you are going fishing.	With your Tiger adult partner, learn the rules of fishing safely.	Learn about the different types of bait used to attract fish.	Learn about your local fishing regulations with your den leader or an adult.	Use the BSA SAFE Checklist to plan what you need for your fishing experience.	Use the BSA SAFE Checklist to plan what you need for your fishing experience.
3	Go fishing with your Lion adult partner.	Draw a picture of the type of fish you think lives in the water where you are going fishing.	Demonstrate a proper cast for the pole or rod you are using.	List three of the regulations you learned about, and one reason each regulation exists.	Describe the environment where the fish might be found.	Describe the environment where the fish might be found.
4		Go fishing with your Tiger adult partner.	Learn the rules of fishing safely.	Become familiar with the safe use of the fishing equipment you will be using on your outing.	Make a list of the equipment and materials you will need to fish.	Make a list of the equipment and materials you will need to fish.
5			With your den, pack, or family, go fishing.	Learn the proper way to attach the hook, lure, or fly to the line.	Determine the best type of knot to tie your hook to your line and tie it.	Determine the best type of knot to tie your hook to your line and tie it.
6				Go on a fishing adventure, and for 30 minutes or more, put into practice the things you learned about fish and fishing equipment.	Choose the appropriate type of fishing rod and tackle you will be using. Have an adult review your gear.	On your own, choose the appropriate type of fishing rod and tackle you will be using. Have an adult review your gear.
7					Using what you have learned about fish and fishing equipment, spend at least one hour fishing following local guidelines and regulations.	Using what you have learned about fish and fishing equipment, spend at least one hour fishing following local guidelines and regulations.



Cub Scout Fishing Programs - Existing

(see link)

Cub Scout 7 Teaching Modules – Guides to run Cub Fishing Events

- Day Camp Fishing Activities
 - Backyard Bass
- Recruitment & Retention
 - Cub Scout “Hooked on Fishing”
- Council Cub Programs
 - Pack Meetings & Outings
 - Cub-o-Rees & Family Campouts

There are new cub teaching resources coming this year



BSA Outdoor Programs – Fishing

(see earlier link)

❖ **Cub Scout Fishing Modules**

Module 1: Organizing an Outing

Module 2: Den and Pack Opportunities

Module 3: Where to Get Help

Module 4: Day Camp Fishing

Module 5: Selecting Proper Equipment

Module 6: “ Cub Scout Angling Education Day “

Module 7: Fishing Games



FISHING SAFETY

- ▶ **ALWAYS WEAR SAFETY GLASSES**
- ▶ **FOR CUBS ALWAYS PINCH THE BARB ON THE HOOK DOWN WITH PLIERS – No treble hooks with cubs**
- ▶ **SAFE HOOK REMOVAL METHODS**



Cub Scout Fishing & Gear

- ▶ **KEEP IT SIMPLE**
- ▶ **HOOKS – SIZE 8, 10, OR 12 CIRCLE OR “OCTOPUS” HOOKS (pinching down the barb)**
- ▶ **LINE – 4 to 10 lb. test monofilament (inexpensive)**
- ▶ **Weight – lead split shot sinkers – may want to consider non-lead in some areas**
- ▶ **Simple Bobbers**
- ▶ **A Reel or Line Holder Device**
- ▶ **A Rod – with reel or cane-pole or just hand-line**



Cub Scout Fishing & Gear

- ▶ Hand lining – can use a soda can or water bottle as a reel
- ▶ Tree branch
- ▶ Yard stick, Broom handle, etc
- ▶ Bamboo or fiberglass - Cane Pole
- ▶ Casting Rod & Reel – recommend basic Zebco Spin-casting models 202, 404, 808 - or Shakespeare equivalent
- ▶ More durable - Zebco – Model 33 (metal reel - more rugged)



Fishing



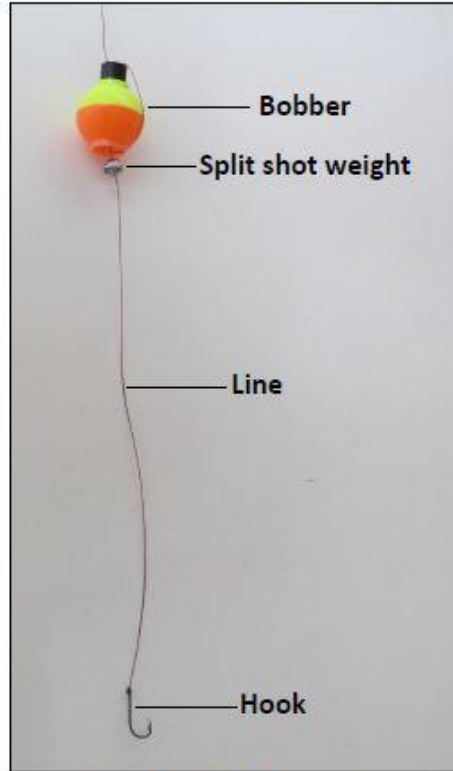
ackle



Spincast reel




Spinning reel



The basic fishing set up used by CARE.

Hook sizes 6-8-10
perfect for freshwater



Split shot weight



CUB SCOUT FISHING ACTIVITIES / GAMES

- ▶ DRAWING FISH PICTURES
- ▶ COLORING FISH –Coloring book Pictures
- ▶ BAITING A HOOK – GUMMY WORMS AND PAPERCLIPS OR COATHANGER HOOKS – EXPERIMENT
- ▶ TYING A CLINCH KNOT – LINE TO HOOK
- ▶ ASSEMBLING THEIR OWN FISHING RIG – HAND-LINE OR ROD & REEL
- ▶ PRACTICE FISHING GAMES
- ▶ TARGET OR DISTANCE CASTING GAMES INDOORS OR OUTDOORS
- ▶ See the end of this presentation



Certified Angling Instructor – FISHING SPECIAL OFFERS

Fishing Tackle and Teaching Aids for Councils, Districts and Units

- ▶ Basic Spin-Casting Rod & Reels and Cane Poles
- ▶ Backyard Bass Educator Kits
- ▶ More....



BSA FISHING

Resources & Partners



TAKEMEFISHING.™org



www.arenet.org



AREA

Founded 1994

Aquatic Resources Education Association



International Federation of

FLY FISHERS

Conserving. Restoring. Educating Through Fly Fishing®



BSA FISHING WEB SITES

www.scouting.org/home/outdoorprogram/fishing.aspx

Facebook pages:

- **Cub Scout Volunteers**
- **Cub Scout Fishing**





TAKEMEFISHING.org

Scout Fish Games

Back Yard Bass

Back Yard Bass was introduced in 2014 to the Scouting Community as a Cub Scout activity where water was not available for fishing.

Casting Accuracy Challenge

Equipment: - Backyard Bass (Purchase on-line) Plastic replicated Fish allowing to be hooked with a Fish Plug for practice casting. Or use Hula Hoops or Plates for Targets.


Method: - From an assigned area each youth is given instructions on the proper casting method of casting. The youth practice casting in an designated area using photos of Fishes using clear packing tape and a number to represent the fish pictured.

Scoring: - There are variations of scoring:

- 1.) Assign a value for hitting the target which can be a Hula Hoop/or Paper Plate(1 point for inside hoop & 2 for hitting the plate).
- 2.) Point Score for the type of Fish caught. (See example)

Notes: It is best to rope off an area on the ground representing the shore line where each Scout is allowed to cast to the fish or hula hoop. Each successful






Fish Photos taped to the back of the Fish and numbered. Great game for Fish Identification

Fish Game Identification Score Sheet

#	Fish Name	Score Rate	Points
1	Blue Gill	1	
2	Yellow Perch	2	
3	Crappie	1	
4	Musky	5	
5	Northern Pike	4	
6	Pickrel	4	
7	Walleye	3	
8	Sauger	4	
9	Chinook Salmon	3	
10	Lake Sturgeon	5	
11	Small Mouth Bass	3	
12	Largemouth Bass	3	
13	Rock Bass	1	
14	Channel Catfish	3	
15	Flathead Catfish	3	


FISH
CASTING



Score card with Fish points given



Fish
Plug



How the Fish is
Caught



Inside us of the Back Yard
Bass



Fishing Knot Identification

Equipment: - Two tri-pods with a lanyard with various fishing knots tied with in the strand. Pictured tags are tied to clothes pins with the name of the fishing knot .

Variation: - Each team with enough members tie each of the knots. Each member will have a rope or two to tie the knot.

Scoring: - The first team that correctly ties all the knots is declared the winner.

Notes: There are many variations of this game.



Fishing Knot Tying Relay

Fishing Knot Tying Relay

Equipment: - Two poles with a rope secured in between the poles. On the rope are clothes pins with the name of the fishing knot

Method: - Each team with enough members to tie each of the knots. Each member will have a rope or two to tie the knot.

Scoring: - The first team that correctly ties all the knots is declared the winner.

Notes: There are many variations of this game.



Improved Clinch
Knot
tie leader / tippet
to the hook .



Arbor Knot-used
to tie line to reel.



Knots with
Tags

Kim's Game

Kim's Game Using Various Reel Types and/or Lures Equipment:


- Open Face Spinner Reel, a Closed Face Spinner Reel, a Bait Casting Reel and a Fly Fishing Reel. A Plug, a Spinner, a Jig, and a Streamer.

Method: - Place the Reels and Lures on a table. The youth must associate which lure or fly best matches with each reel. (All items can be covered prior to viewing)

Scoring: - One point for each correct answer.

Notes: This game has many variations






Fish Identification

Fish Identification Challenge Equipment: -Backyard Bass (BYB)

Method: - On the underside of each BYB attach a picture of a fish with clear packing tape and give it a number with a permanent marker.

Scoring: - Each fish will have points associated with it from 1 to 5. A Blue Gill will be worth 1 while a more difficult fish like a Sturgeon may be worth 5. A Score card with numbers associated with the name of fish caught and the Score Number for the Fish. Each youth should have 3 to 5 opportunities to cast and catch to get a final point score.





Fish Game Identification Score Sheet

#	Fish Name	Score Rate	Points
1	Blue Gill	1	
2	Yellow Perch	2	
3	Crappie	1	
4	Musky	5	
5	Northern Pike	4	
6	Pickarel	4	
7	Walleye	3	
8	Sauger	4	
9	Chinook Salmon	3	
10	Lake Sturgeon	5	
11	Small Mouth Bass	3	
12	Largemouth Bass	3	
13	Rock Bass	1	
14	Channel Catfish	3	
15	Flathead Catfish	3	

Scout Vespers

to the tune of "O Tannenbaum"



Softly falls the light of day,
As our campfire fades away;
Silently each Scout should ask,
"Have I done my daily task?
Have I kept my honor bright?
Can I guiltless sleep tonight?
Have I done and have I dared,
Everything to be prepared?"



Closing

May the great
Master of all Scouts
be with us till we
meet again



Scouts BSA

Prepared. For Life.®